


Year 1

spike

torn


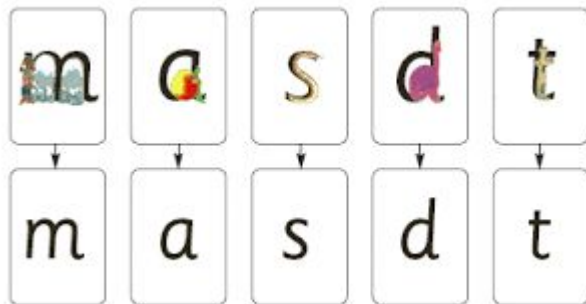


What is Phonics?

Phonics is a way of teaching children to read and write. They are taught to read by:

- Recognising the sounds that each individual letter makes.
- Identifying the sounds that different combinations of letters make eg. 'sh', 'oo', 'ear' and 'igh'.
- Blending these sounds together from left to right to read a word.

Children can then use this knowledge to segment and blend new words that they hear or see.



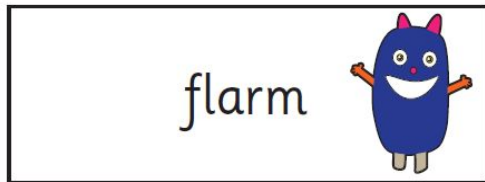
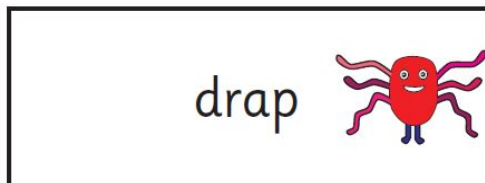
What is the Phonics Screening Check?

- The Phonics Screening Check (PSC) is used to assess a child's ability to apply their phonic skills to reading a range of real and made-up words.
- When completing the PSC your child will be asked to read 40 words. 20 will be real words and 20 will be alien words.
- The screening will take place during WB 12th June 2023.



What is the Phonics Screening Check?

- Introduced by the government in 2012
- Week beginning 12th June 2023
- Tests children's reading
- 40 real and alien (made-up) words



- Split into 2 sections:
 1. Simple words
 2. More complex words

What do children need to know?

- Read, Write, Inc Set 1, 2 and 3 sounds

Complex Speed Sounds

Consonant sounds

f	l	m	n	r	s	v	z	sh	th	ng
ff	ll	mm	nn	rr	ss	ve	zz	ti		nk
ph	le	mb	kn	wr	se		s	ci		
					c		se			
					ce					

b	c	d	g	h	j	p	qu	t	w	x	y	ch
bb	k	dd	gg		g	pp		tt	wh			tch
	ck				ge							
	ch				dge							

Vowel sounds

a	e	i	o	u	ay	ee	igh	ow
	ea				<u>a-e</u>	y	<u>i-e</u>	<u>o-e</u>
					ai	ea	ie	oa
						e	i	o
							y	

oo	oo	ar	or	air	ir	ou	oy	ire	ear	ure
<u>u-e</u>			oor	are	ur	ow	oi			
ue			ore		er					
ew			aw							
			au							

What do children need to know?

Complex Speed Sounds										
Consonant sounds										
f	l	m	n	r	s	v	z	sh	th	ng
ff	ll	mm	nn	rr	ss	ve	zz	ti		nk
ph	le	mb	kn	wr	se		s	ci		
					ce		se			
b	c	d	g	h	j	p	qu	t	w	x
bb	k	dd	gg		g	pp		tt	wh	y
	ck				ge					ch
	ch				dge					tch
Vowel sounds										
a	e	i	o	u	ay	ee	igh	ow		
	ea				ā-e	y	i-e	ō-e		
					ai	ea	ie	oa		
						e	i	o		
							y			
oo	oo	ar	or	air	ir	ou	oy	ire	ear	ure
ū-e			oor	are	ur	ow	oi			
ue			ore		er					
ew			aw							
			au							


light
time
pie
kind
fly

What do children need to know?

bluns



skarld



splot



strabe



props

spoilt

scram

strike


What do children need to know?

- In school we teach children to spot the special friends. This means that they find the digraphs or trigraphs within a word.
- They then say the sounds in the word. We call this Fred Talk.
- Finally, they read the word.

bluns



skarld



strabe



drime



[twinkl.co.uk](https://www.twinkl.co.uk)

thude



[twinkl.co.uk](https://www.twinkl.co.uk)

groiks



flarm



props

spoilt

scram

strike

playground

sandpit

How will it be administered?

- All Year 1 children plus any Year 2 children who did not meet the required standard when they were in Year 1 will take the check.
- The Phonics Screening Check must be taken during the week beginning 12th June 2023. If a child is absent during this week, they may take the check the following week.
- The check usually takes between 4 and 9 minutes for each child to complete.

Data

There is no published data for 2020 or 2021

- In previous years the pass threshold has been 32/40.
- 2022 School Data - 82%
- 2022 National Data - 75%
- 2019 School Data – 89%
- 2019 National Data – 82%
- 2018 School Data – 98%
- 2018 National Data – 83%

What happens after the Phonics Screening Check?

- The results of the check will be shared in your child's end of year report.
- If your child has not met the required standard, we will talk to you about the support we put in place to help him or her to improve.
- We will continue to teach phonics in Year 2 to those children who need it. All children will be expected to use and apply their phonics knowledge in reading and writing.

What are we doing to support children in school?

- Daily RWI Phonics lesson and application of phonics in all lessons.
- Regular Phonics assessments, including completing a previous Year 1 Phonics screen with Mrs Slatter.
- Displays around school



What can I do to support my child?

- Reinforce the phonics your child is learning at school by using the phonics flashcards in your pack and playing online phonics games.
- Practise reading real and alien (made-up) words using practice materials and talk to your child about strategies they can use to accurately read unfamiliar words:
 1. Look for the special friends first. These include digraphs (eg. 'ee', 'ay', 'th'), and trigraphs (eg. 'ear', 'igh', 'air').
 2. Fred Talk (sound out) the word from left to right.
 3. Blend the sounds to read the word.
- Make time for your child to read to you every day.
- Share stories and read to your child regularly.
- *Volunteer to come into school to read or play phonics games (a current DBS is required).*

What can I do to support my child?


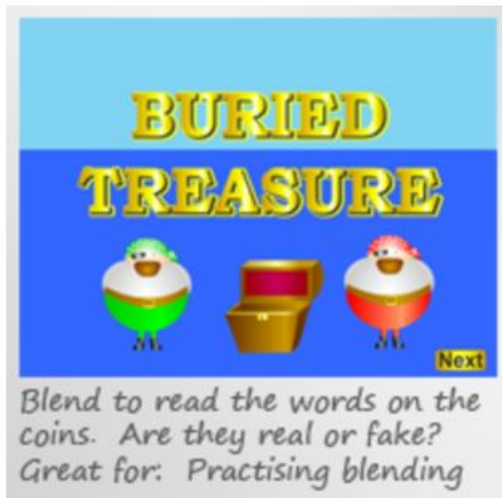
- Use online games or apps to practise reading real and alien (made-up) words:

Mr Thorne Does Phonics (app)

<http://www.phonicsplay.co.uk/BuriedTreasure2.html>

<http://www.phonicsplay.co.uk/DragonsDen.html>

<http://www.phonicsplay.co.uk/PicnicOnPluto.html>



Happy Reading!

